
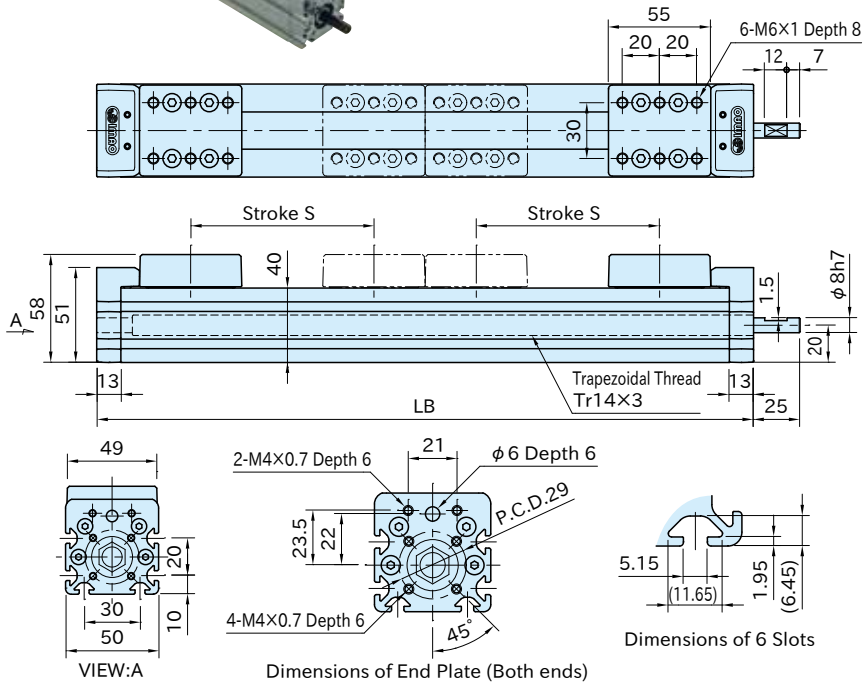


# MAU5040SW

## MECHANICAL LINEAR ACTUATORS (Dual Carriage)



Body	Carriage End Plates	Shaft	Trapezoidal Nut	Screw	Dustproof Sheet
A6N01 aluminum Anodized Natural	ZDC2 die-cast zinc Chrome plated	S45C steel Black oxide finish	CAC902 copper alloy	SCM435 steel Trivalent chromate	SUS304H stainless steel



Part Number	S	LB	Weight (kg)
MAU5040SW-100	100	356	2.4
MAU5040SW-150	150	456	2.8

### Reference

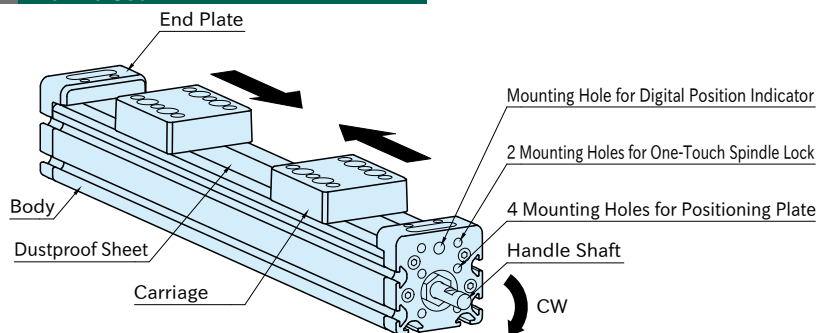
Technical Information of Mechanical Linear Actuators

### Related Product

Choose the optional elements for your needs.

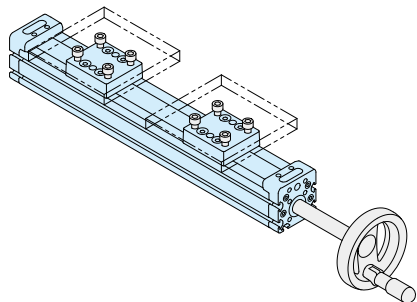
- One-Touch Spindle Locks
- Positioning Plate
- Digital Position Indicators
- Adapter Shafts
- Handwheels
- Pair of Stops
- T-Nuts
- Groove Cover
- For actuators with customized stroke, see [\[MAUX5040SW\]](#).

## How To Use



- Two carriages move toward the arrow directions by turning the Handle Shaft clockwise.
- Two carriages move against the arrow directions by turning the Handle Shaft counterclockwise.
- Pitch between two carriages increases or decreases 6mm per rotation of the Handle Shaft.

### ■ Horizontal Use 1



### ■ Horizontal Use 2

